DON'T SCALE DIMENSIONS

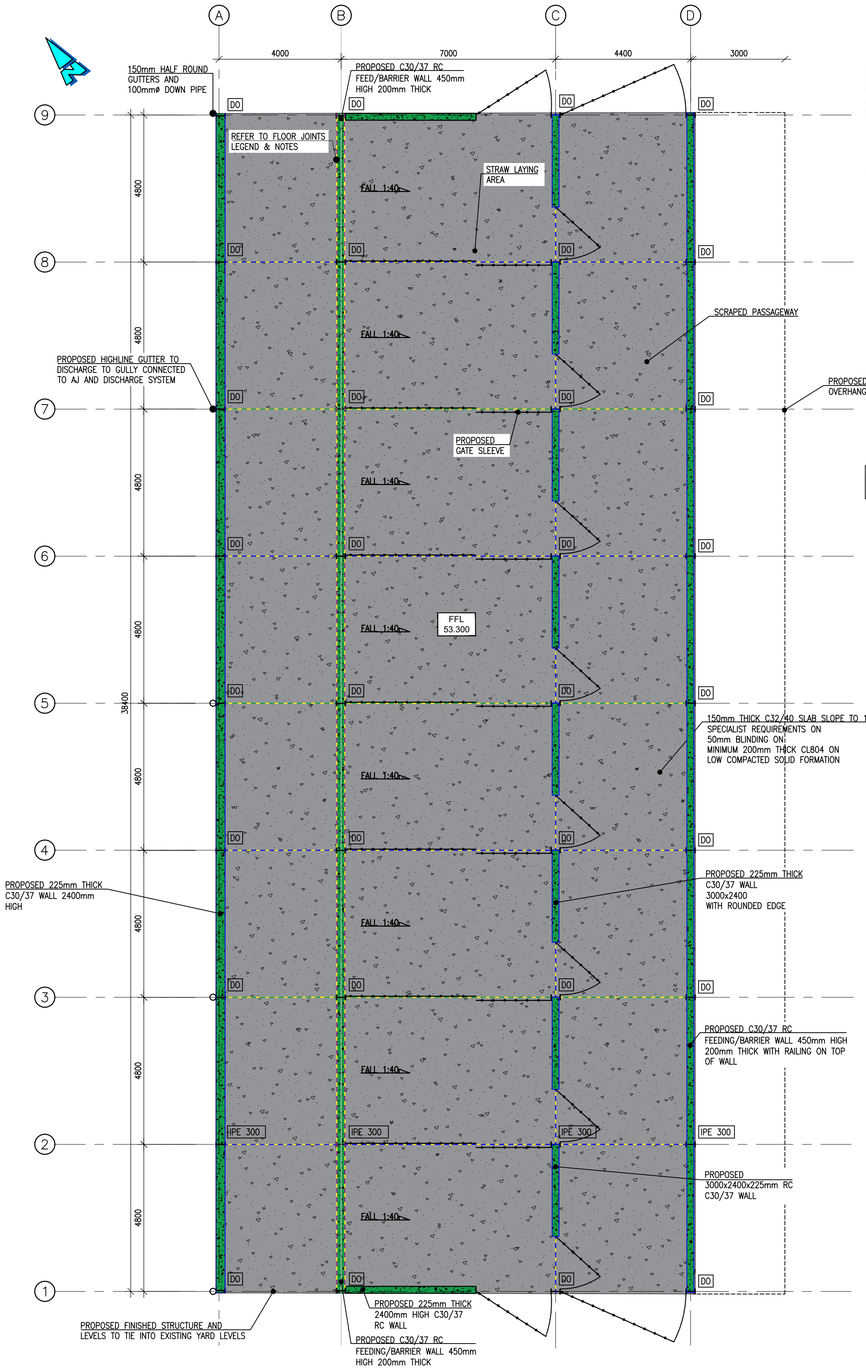

PROPOSED SAFETY GRID BENEATH TRANSLUCENT SHEETS ALL IN ACCORDANCE WITH DEPARTMENT OF AGRICULTURE, FOOD AND THE MARINE DOCUMENT S101D. GREEN COLOUR TO MATCH EXISTING BUILDINGS.

PROPOSED ROOF FIBRE CEMENT CLADDING IN ACCORDANCE WITH DAFM S102. ALL FIXINGS AND INSTALLATION ACCORDING TO SPECIALIST SUPPLIERS RECOMMENDATION

NOTE ALL STEEL SHALL BE PROTECTED IN ACCORDANCE WITH DAFM S101 SECTION B3 SYSTEM TYPE 1 – HOT DIPPED GALVANIZING

NOTE:
ALL RAILINGS, GATES & FENNING TO SPECIALIST LAYOUT, DETAILS & DESIGN

PROPOSED GROUND FLOOR LAYOUT

A1 SCALE 1:100
A3 SCALE 1:200



PROPOSED SAFETY GRID BENEATH TRANSLUCENT SHEETS ALL IN ACCORDANCE WITH DEPARTMENT OF AGRICULTURE, FOOD AND THE MARINE DOCUMENT S101D. GREEN COLOUR TO MATCH EXISTING BUILDINGS.

PROPOSED ROOF FIBRE CEMENT CLADDING IN ACCORDANCE WITH DAFM S102. ALL FIXINGS AND INSTALLATION ACCORDING TO SPECIALIST SUPPLIERS RECOMMENDATION

NOTE ALL STEEL SHALL BE PROTECTED IN ACCORDANCE WITH DAFM S101 SECTION B3 SYSTEM TYPE 1 – HOT DIPPED GALVANIZING

PROPOSED ROOF LAYOUT

A1 SCALE 1:100
A3 SCALE 1:200

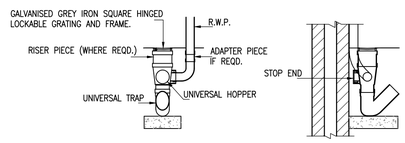

ELEVATION

SECTION

RWP & BIGT DETAIL

A1 SCALE 1:25
A3 SCALE 1:50

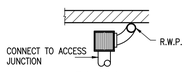

PLAN

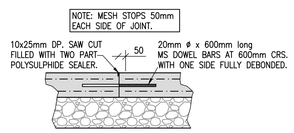

CONTRACTION JOINT DETAIL

A1 SCALE 1:25
A3 SCALE 1:50

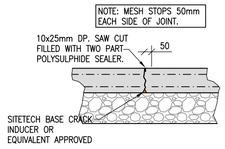

SAW CUT JOINT DETAIL

A1 SCALE 1:25
A3 SCALE 1:50

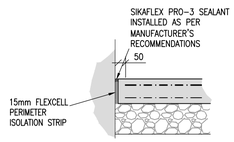

JOINT AT YARD SLAB TO ALL STRUCTURE LOCATIONS

A1 SCALE 1:25
A3 SCALE 1:50

Health and Safety:

THIS DRAWING TO BE READ IN CONJUNCTION WITH ALL OTHER RELEVANT DRAWINGS, THE SPECIFICATION AND THE SAFETY AND HEALTH PLAN.

THE APPOINTMENT OF THE PROJECT SUPERVISOR DESIGN PROCESS IS THE CLIENT'S RESPONSIBILITY.

TEMPORARY WORKS PROPOSALS AND/OR METHOD STATEMENTS TO BE SUBMITTED TO THE PSDP AND THE PSCS FOR WORKS WHICH INVOLVE PARTICULAR RISKS.

Note:

1. NO PART OF THIS DRAWING MAY BE REPRODUCED OR TRANSMITTED IN ANY FORM OR STORED IN ANY RETRIEVAL SYSTEM OF ANY NATURE WITHOUT THE WRITTEN PERMISSION OF MALONE O'REGAN CONSULTING ENGINEERS AS COPYRIGHT HOLDER EXCEPT AS AGREED FOR USE ON THE PROJECT FOR WHICH THE DRAWING WAS ORIGINALLY ISSUED.
2. THE APPOINTMENT OF THE PROJECT SUPERVISOR DESIGN PROCESS IS THE CLIENT'S RESPONSIBILITY.
3. ALL DIMENSIONS IN mm UNLESS NOTED OTHERWISE.
4. THE CONTRACTOR SHALL CHECK ALL DIMENSIONS PRIOR TO COMMENCEMENT OF CONSTRUCTION. DISCREPANCIES SHALL BE REPORTED TO THIS OFFICE IN WRITING.
5. THIS DRAWING TO BE READ IN ACCORDANCE WITH ALL RELEVANT ENGINEERS' DRAWINGS AND SPECIFICATIONS.

GROUND FLOOR SLAB SPECIFICATION - (S.S.L 49.04 - 48.90)

BRUSHED FINISH R.C (C32/40) 150mm THK SLAB WITH 1No. LAYER A252 MESH TOP ON 1000 GAUGE DPC MEMBRANE WITH MIN 600mm OVERLAP ON MIN 50mm THICK SAND BLINDING ON MIN 150mm THICK CLAUSE 804 TO SOLID FORMATION. REFER TO DAFM S101 FOR FURTHER DETAILS AND SPECIFICATIONS ON CONCRETE DESIGN. ALL TO FALLS AS PER LAYOUTS

NOTE:

IF SOFT SPOTS ARE ENCOUNTERED THE MAIN CONTRACTOR IS TO REMOVE AND REPLACE WITH CL804 APPROVED MATERIAL & FULLY COMPACTED IN LAYERS NOT EXCEEDING 150mm TO ACHIEVE COMPACTION VALUES IDENTIFIED IN THIS SPECIFICATION.

GENERAL NOTE - FLOOR JOINTS:

ISOLATION JOINTS ARE TO BE CONSTRUCTED TO THE PERIMETER OF THE GROUND FLOOR SLAB AND AROUND MAIN STRUCTURAL STEEL COLUMNS.

SAWCUT JOINTS ARE TO BE CONSTRUCTED ACROSS ALL DOOR THRESHOLDS

CONSTRUCTION JOINTS ARE TO BE FORMED @ 6m CTRS MAX OR AS SHOWN.

ALL FLOOR JOINTS ARE TO BE FILLED WITH CHEMICAL RESISTANT MASTIC SEALANT

FLOOR JOINT LEGEND:

FLOOR ISOLATION JOINT - DENOTED THUS:
CONSTRUCTION JOINT - DENOTED THUS:
SAWCUT JOINT - DENOTED THUS:

CONCRETE WALLS

200mm THICK R.C (C30/37) WALLS WITH ONE LAYER OF A252 MESH ON EACH FACE AND 40mm COVER MINIMUM ACHIEVED. ALL RC WALLS TO HAVE F3 FINISH WITH ALL TIE BAR HOLES, BLEMISHES, HONEYCOMB IN THE WALLS FILLED AND REPAIRED WITH NON-SHRINK PROPRIETARY CEMENT MORTAR. REFER TO DAFM S101 FOR FURTHER DETAILS AND SPECIFICATION

SINGLE SHEET ROOF CLADDING

REINFORCED CORRUGATED FIBRE CEMENT SHEETS (EN494) TO NON FRAGILE RATING OF CLASS C STEADMANS PIR OR SIMILAR APPROVED TO COMPLY WITH DAFM S102 SPECIFICATIONS. METAL PURLINS AGRIPURLIN 1.5mm AM/DPSSC(OR SIMILAR APPROVED AS STATED IN S102 DOCUMENT), GALVANIZED AS PER B3 IN ADFM S101, SPACED AS PER DRAWING INDICATED AND FIXED AS PER S102 DOCUMENT INSTRUCTIONS.

ROOF LIGHT SHEETS

ROOF LIGHT SHEETS TO A NON-FRAGILITY RATING OF CLASS B2, ROOF LIGHTS PROLIGHT 1000/32 1.3mm BM/DPSSC (OR SIMILAR APPROVED AS STATED IN S102 DOCUMENT) TRANSLUCENT SHEETS INSTALLED AND FIXED IN STRICT ACCORDANCE WITH MANUFACTURERS INSTRUCTIONS AND NO. FASTENERS ALL AS PER S102 DOCUMENT INSTRUCTIONS B2.4

Rev.	Description	Date	Drawn	Chkd
T	TENDER ISSUE	11.05.2026	SON	JK

Status:
P8 - ISSUED FOR TENDER

MALONE O'REGAN CONSULTING ENGINEERS
3-4 Canada Street
Waterford
Co. Waterford.
X91 V52K
Tel: +353 51 876 855
Email: waterford@morce.ie
Web: www.maloneoregan.com
Offices also in:
DUBLIN : Tel: +353 1 260 2655 Email: dublin@morce.ie
GALWAY: Tel: +353 91 531 069 Email: galway@morce.ie
LONDON: Tel: +44 208 5281685 Email: london@morce.ie

Client TEAGASC

Job PROPOSED BUILDING AT TEAGASC JOHNSTOWN CASTLE KILDAVIN

Drawing
GA ARRANGEMENT
GROUND FLOOR & ROOF LAYOUT
WITH DETAILS

Job No	Revision	Approver	Scale	Sheet
W25032	T	JK	A1 AS A3 AS	A1

Drg No
03001

R:\2025\W25032\07.Design and Drawings\1MGR\T - Tender\W25032-XX-XX-DR-MGR-CE-03000 - 03001 - Elevations & Plans.dwg

DON'T SCALE DIMENSIONS